



# The LINKIN Census: First Results

## Health Census Response

### Huge Response from Port Lincoln

**THANK YOU Port Lincoln** for supporting this important study.

People in Port Lincoln have strongly supported the Port Lincoln Health Census, with **3/4** of all residents responding to the survey. This huge response is very important as the results have more power in telling us about the health of local people and how different people access and use health services.

As the table opposite shows nearly 7,900 people have

responded giving very useful general information. Of these people **over 40%** have agreed for us to come back to ask further questions about their health and use of services.

Currently we are looking at the information in detail and shortly we will report further findings to the Port Lincoln community so that you can have a say in setting priorities for the study. We will also be talking about health services in

Port Lincoln to local health service providers and Government Departments such as Country Health SA.

#### Health Point

We look forward to working with you further in understanding how health services work for you.

Individual responses: 7,896 (74%)

Household responses: 4,425 (75%)

Individuals agreeing to re-contact: 3,326 (42%)



## Your Health

### Overall Health

In Port Lincoln, almost half (47%) of the people who responded rate their overall health as 'excellent' or 'very good', however over 20% (2 in every 10 persons) rate their health as 'fair' or 'poor'.

Compared to Australians overall, more people in Port Lincoln are likely to report 'fair' or 'poor' health. In part this reflects Port Lincoln's older population, with almost 40% of people aged over 60 reporting 'fair' or 'poor' health.

Also, if you have a low income, are separated, divorced or widowed, or have fewer educational qualifications you are more likely to rate your health as 'fair' or 'poor'.

When asked about their state of health:

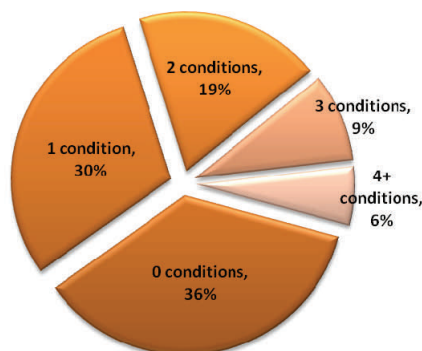
- 43% of respondents have at least moderate pain,
- 28% have at least moderate anxiety and /or depression
- 25% have issues undertaking usual activities
- 22% smoke daily or occasionally.

### Health Conditions

We know that people who have multiple health conditions are likely be frequent users of services and have particular needs in how they receive care.

Whilst 36% of respondents do not have any of the conditions listed in the health census, 1,167 people (15%) have 3 or more conditions, as shown in Figure 1.

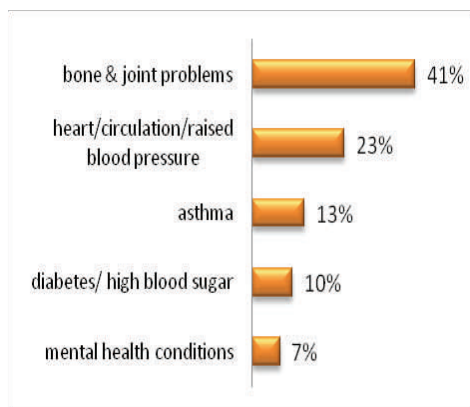
Figure 1: Proportion of respondents who reported having health conditions



The most commonly reported health condition is bone and joint problems: 3,100 (41%) respondents have this problem. Figure 2 shows the most frequently reported health conditions from the health census.

Other conditions such as respiratory, gynaecological, stroke and cancer were reported by less than 4% of the population.

Figure 2: Selected Health Conditions as a percentage of all respondents



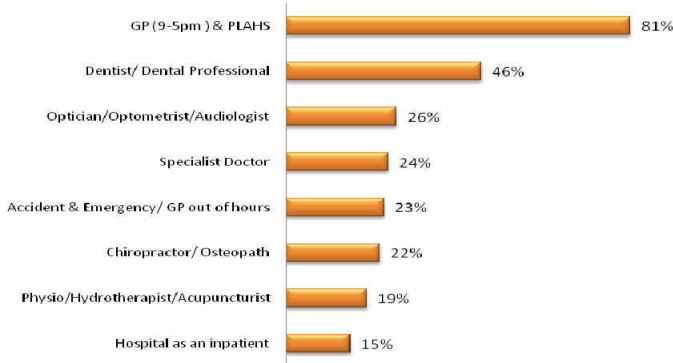
# Using Health Services

Over 80% of respondents have visited a GP or the Port Lincoln Aboriginal Health Service (PLAHS) in the past 12 months (this is similar to the Australian average). Women, older people, and those with multiple health conditions are more likely to be frequent (5 times or more) users of GP services. Figure 3 highlights health services where at least 15% of respondents reported using the service.

Almost 7% of respondents indicated that in the past year, they have not visited any of the health services identified in the health census.




Figure 3: Reported use of services in last 12 months



## Health Point

We will be asking you about your experiences of accessing different and multiple health services and why some people, who rate their health as 'fair' or 'poor', do not use health services.

See the Linkin Health Study website for more info



## Access to Health Services Providers

Respondents were asked about problems they have accessing health and community services. Accessing doctors and nurses in GP and specialist clinics is a problem for 45% of people using these services, particularly for those service users aged between 31-59.

People with multiple health conditions are more likely to report access problems, with 53% of those with 4 or more health conditions reporting problems accessing doctors and nurses in GP and specialists clinics.

Accessing mental health services is a problem for almost 32% of those using these services. People with mental health problems and

other health conditions find accessing mental health services more difficult as the number of conditions increases.

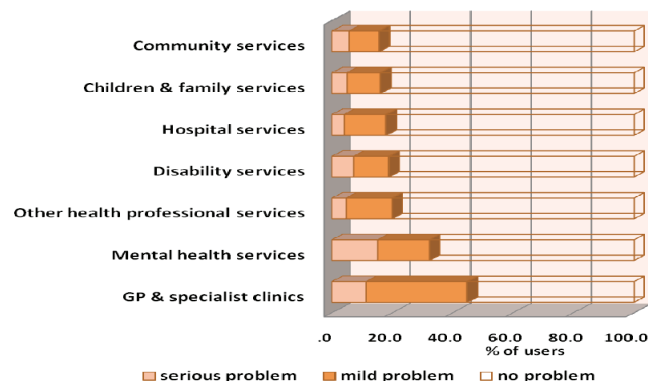
As this table shows, other areas of health and social care are more easily accessed for a greater proportion of users of the services.

## Health Point

We look forward to talking to you about why particular health and social care services are difficult to access and why some people do not access these services.

IF you would like to be further involved (BUT did not say yes to re-contact) please get in touch (08 8313 1567)

Figure 4: Reported accessibility of services (as % of users)



If you would like to talk about these results or provide feedback please contact us:

Tel: 08 83131567 info@linkinhealth.org.au www.linkinhealth.org.au © Linkin Health Study

